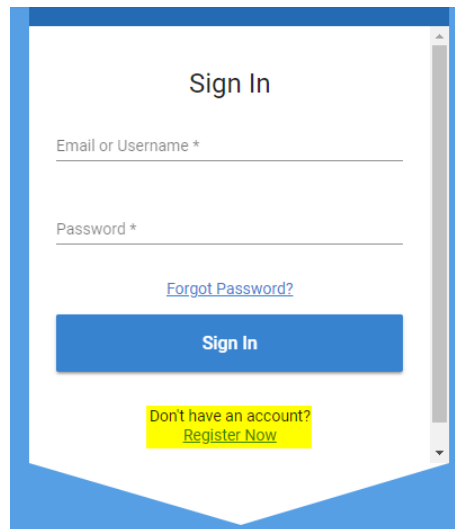
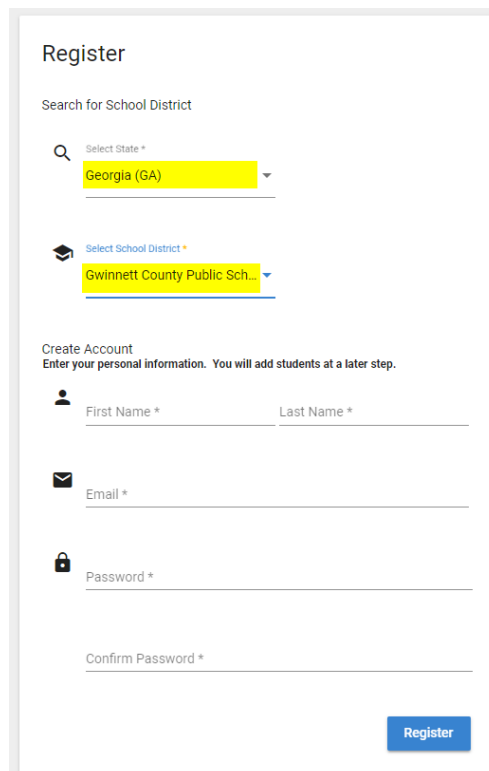


## Como crear una cuenta para padres de familia en *MyPaymentsPlus*

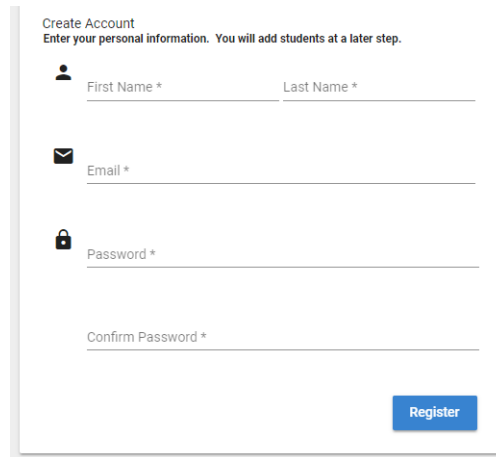
1. Visite el sitio en internet [www.MyPaymentsPlus.com](http://www.MyPaymentsPlus.com) y haga clic en “*Register Now*”.

A screenshot of the "Sign In" form. It features a white background with a blue border. At the top, the text "Sign In" is centered. Below it are two input fields: "Email or Username \*" and "Password \*". A blue link "Forgot Password?" is positioned below the password field. A large blue button labeled "Sign In" is centered below the fields. At the bottom, a yellow box contains the text "Don't have an account? Register Now".

2. En el menú de opciones disponible, elija “*Georgia (GA)*” como estado y “*Gwinnett County Public Schools*” como su institución educativa.

A screenshot of the "Register" form. It has a white background with a light gray border. The title "Register" is at the top. Below it is a search section for "School District" with a magnifying glass icon and a dropdown menu showing "Georgia (GA)". Another dropdown menu shows "Gwinnett County Public Sch...". Below this is the "Create Account" section with the instruction "Enter your personal information. You will add students at a later step." It includes four input fields: "First Name \*", "Last Name \*", "Email \*", and "Password \*", followed by a "Confirm Password \*" field. A blue "Register" button is at the bottom right.

3. Establezca un perfil, ingresando su nombre, correo electrónico y contraseña; luego haga clic en “Register”.



Create Account  
Enter your personal information. You will add students at a later step.

First Name \*  Last Name \*

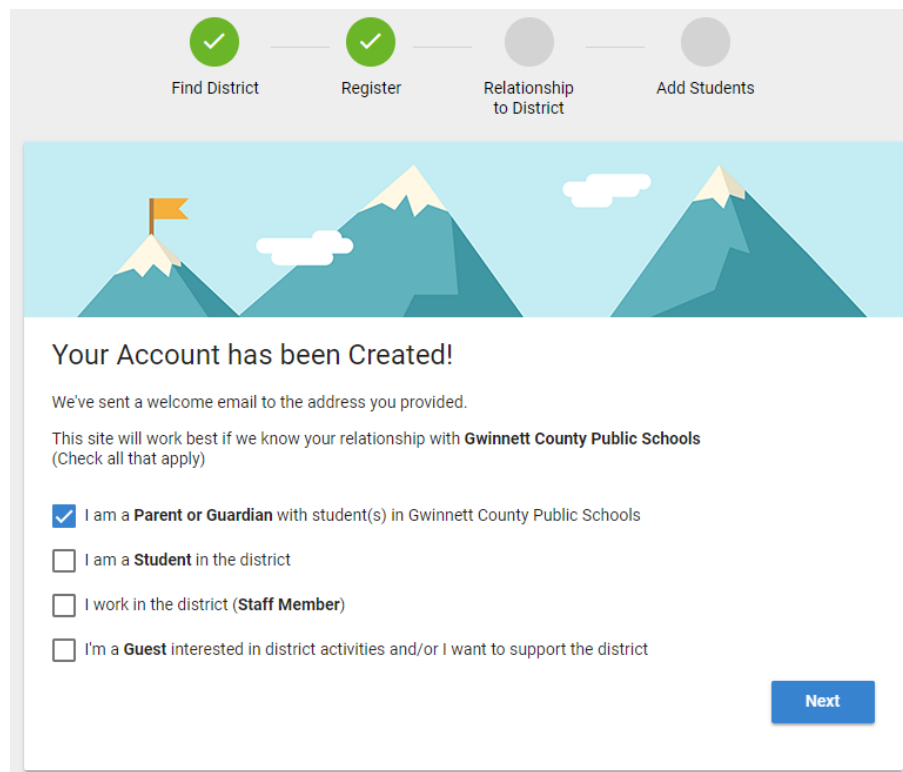
Email \*

Password \*

Confirm Password \*

[Register](#)

4. Seleccione “I am a Parent or Guardian with student(s) in Gwinnett County Public Schools,” luego haga clic en “Next”.



Progress: Find District (checked), Register (checked), Relationship to District (unchecked), Add Students (unchecked)

### Your Account has been Created!

We've sent a welcome email to the address you provided.

This site will work best if we know your relationship with **Gwinnett County Public Schools**  
(Check all that apply)

- I am a **Parent or Guardian** with student(s) in Gwinnett County Public Schools
- I am a **Student** in the district
- I work in the district (**Staff Member**)
- I'm a **Guest** interested in district activities and/or I want to support the district

[Next](#)

5. Para conectar la cuenta de su estudiante, ingrese el número de identificación de estudiante de *GCPS* y el apellido. Una vez haya ingresado estos datos haga clic en *Done*.
  - Generalmente puede obtener los números de identificación del estudiante comunicándose con la escuela.
  - Si el apellido de su hijo tiene un sufijo, por favor téngalo en cuenta cuando ingrese el apellido. Por ejemplo *“Smith Jr.” “Smith IV” “Smith-Arnold”*

Find District Register Relationship to District Add Students

**Add Student(s) to Your Account**

Adding your student(s) from **Gwinnett County Public Schools** will allow you to manage meal account balances, track meal purchases, pay for school expenses and more.

**My Students**

There are 0 students on your account.

Student ID \*

[Where to find Student ID?](#)

Student Last Name \*

**Add Student**

[Change School District](#)

Skip for Now **Done**

6. Recibirá un correo electrónico confirmando que su inscripción se ha completado. Usted ya puede ingresar su nombre de usuario y contraseña para empezar a usar *MyPaymentsPlus*.