






Social Media: 8 Parent Tips To Help Your Student



Social media can be a great way for your student to explore the world, express individuality and connect with friends. Below are tips for parents to support your students on encountering good experiences with social media safely.




TIP 1 Requirements

Respect and follow age requirement rules. They are in place for a reason.



TIP 2 Approval

Make parental approval of social groups or networks part of your house rules.



TIP 3 Talk

Talk about what is an acceptable and respectable post.



TIP 4 Friend/Follow

“Friend” or “follow” your student so you can check in on their social media activity. You don’t have to participate, just take a look as often as possible.



TIP 5 Privacy Setting

Data provided to a social network is stored and, most of the time, it is shared by default. Ensure your child’s profile is set to private.



TIP 6 Monitor

Remember that even though your child’s profile may be set to private, that will not prevent them from seeing what others post and share. Monitor messages and post.



TIP 7 Verify

Verify for safety, blocking, and reporting resources on each site being used (i.e. location and tracking).



TIP 8 Consequences

Discuss consequences with students regarding challenges and pranks. Student can encounter social-emotional, physical, and legal harm when participating in social media platforms.