


2021-22 School Accountability Report Creekland Middle School

Principal: Kimberly R. Gillett (Since May 2018)

Cluster Superintendent: Anthony Smith

Preparation Date: January 2023



STUDENT PERFORMANCE

Test	OVERALL			SCHOOL-LEVEL STUDENT GROUPS						
	School	Georgia	Asian	Black	Hispanic	White	EL	ED	Gifted	SWD
PSAT EBRW	47.2% ≥ CRB	N/A	62.5	47.2	36.3	57.3	9.0	44.2	92.0	11.5
PSAT Mathematics	41.4% ≥ CRB	N/A	66.3	35.2	31.6	55.2	13.4	34.2	90.8	14.6
Grade 6 ELA EOG	51.1% P/D	39.1	70.7	44.4	43.4	66.7	10.3	44.9	≥ 95.0	12.8
Grade 6 Math EOG	50.3% P/D	31.1	74.1	43.1	41.1	67.6	21.3	45.5	≥ 95.0	20.0
Grade 7 ELA EOG	47.1% P/D	35.5	74.2	39.2	37.1	63.6	≤ 5.0	38.8	≥ 95.0	12.4
Grade 7 Math EOG	44.7% P/D	34.9	74.2	33.0	38.8	56.0	11.7	34.7	≥ 95.0	15.2
Grade 8 ELA EOG	47.9% P/D	40.5	67.5	43.1	38.7	60.8	5.9	39.6	94.2	10.0
Grade 8 Soc. St. EOG	55.2% P/D	37.4	71.1	51.2	45.8	73.7	16.7	47.8	≥ 95.0	23.2
Grade 8 Math EOG	41.2% P/D	36.2	69.9	36.4	29.1	57.9	10.6	34.4	≥ 95.0	5.1
Algebra I EOC	46.5% P/D	37.4	78.3	39.7	34.3	61.9	18.1	37.6	≥ 95.0	20.2
Grade 8 HS Physical Sci. EOG	41.7% P/D	53.4	67.1	39.3	28.4	55.3	11.0	35.4	89.5	11.4

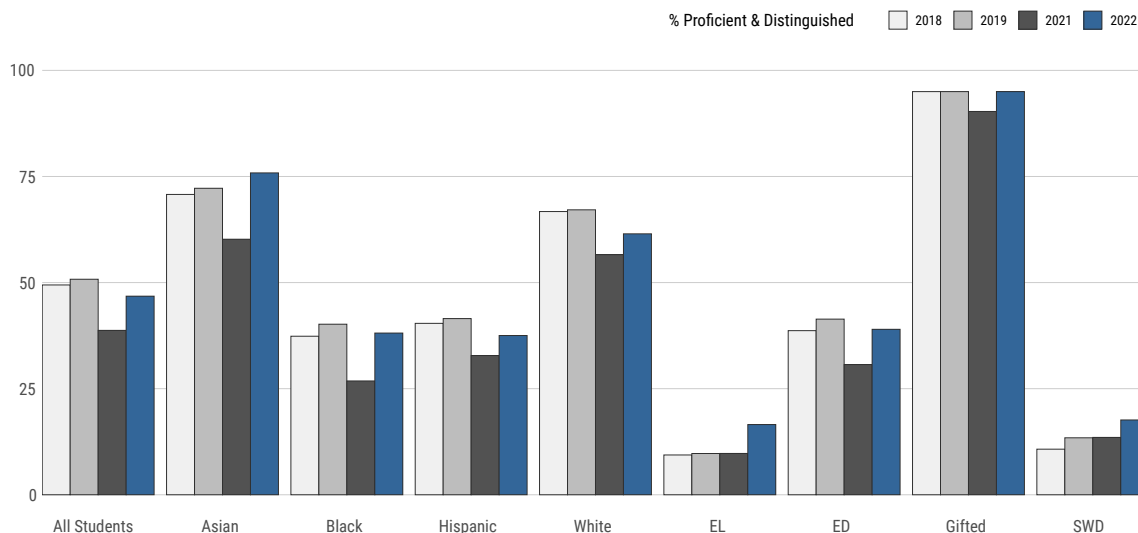
Center for Educational Effectiveness Surveys™

Blueprint District KPI Themes	% Positive		Survey Participation	STUDENT		FAMILY		STAFF	
	School	District		School	District	School	District	School	District
STUDENT			Response Count	1,072	88,072	211	21,032	109	12,614
Cultural Proficiency	91.6	82.6	Response Rate (%)	54.4	68.1	10.9	11.7	69.0	68.9
Belonging	71.0	71.1	Accountability Report Areas of Strength/Opportunity The following areas of strength/opportunity are based on the data presented within this report and represent key sample highlights rather than a comprehensive summary.						
Satisfaction	48.5	49.9							
Well-Being	59.0	57.6							
FAMILY									
Cultural Proficiency	73.6	82.7	Areas of relative strength: •The school's overall proficiency rate on the Grade 6 Math EOG was higher than the state's. •A majority of students responded positively to survey items related to the KPI theme "Cultural Proficiency," which was higher than the district.						
Belonging	71.8	84.2	Areas of relative opportunity: •The school's overall proficiency rate on the Grade 8 High School Physical Science EOG was lower than the state's.						
Satisfaction	72.8	84.4	•The proficiency rate for English Learners on the Grade 7 English EOG was lower than the school's overall rate.						
Translation	90.8	94.6							
Communication	66.3	77.6							
STAFF									
Cultural Proficiency	61.4	73.8							
Staff Support	68.4	78.4							

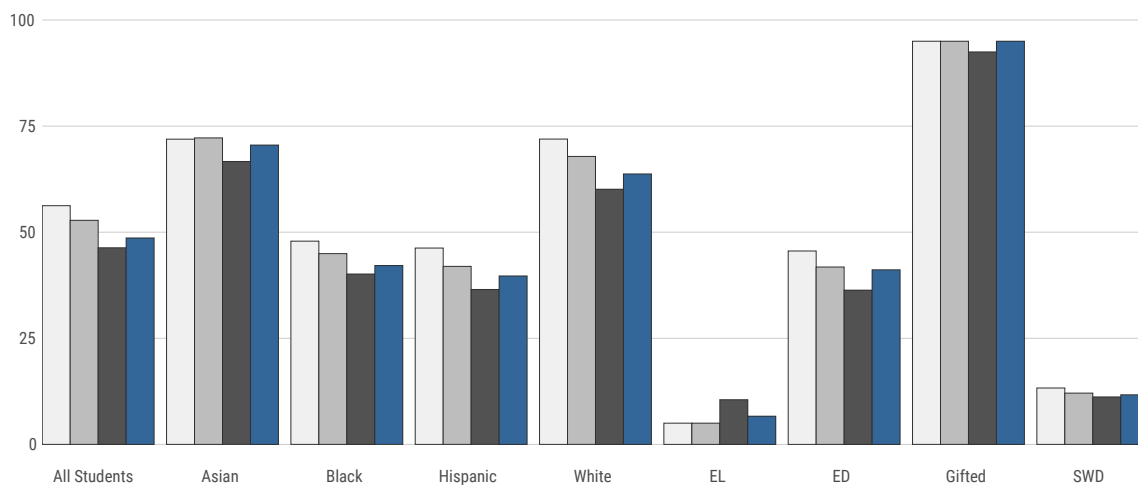
Georgia Milestones: Performance Across Time and by Student Group

The Georgia Milestones Assessment System (GMAS) is a set of summative exams designed to measure how well students have learned the knowledge and skills outlined in the state-adopted content standards. The graphs below show performance across time and by student group for **Creekland MS**. The first graph summarizes performance on the Mathematics End of Grade tests, followed by a graph for the Language Arts End of Grade tests. Each bar represents the percentage of students in Grades 6 to 8 who scored Proficient or higher on the exam. Performance levels of Proficient or higher indicate being on track for college and career in that academic area. Student groups consisting of 15 or fewer tested students are not shown.

Mathematics EOGs: Grades 6-8



English Language Arts EOGs: Grades 6-8



Notes:

- This report is produced in lieu of an annual Weighted School Assessment (WSA) due to data limitations associated with COVID-19.
- A redesigned, comprehensive WSA aligned with Our Blueprint for the Future (https://www.gcpsk12.org/cms/lib/GA02204486/Centricity/Domain/14698/2022-23_Blueprint_ExecSummary_3_FINAL.eq.pdf) is in development for the 2022-23 school year.
- For more information on Blueprint District Key Performance Indicators (KPIs), please visit the district website: www.gcpsk12.org/blueprint (<https://www.gcpsk12.org/blueprint>)
- While most 8th graders across Georgia take Grade 8 Mathematics, the majority of GCPS 8th graders take Algebra I.

Abbreviations:

*	Not Enough Data (n<15)
CRB	College Readiness Benchmark
EBRW	Evidence-Based Reading & Writing
ED	Economically Disadvantaged
EL	English Learners
ELA	English Language Arts
EOC	GMAS - End of Course Test
EOG	GMAS - End of Grade Test
N/A	Not Applicable
P/D	Proficient/Distinguished
Sci.	Science
Soc. St.	Social Studies
SWD	Students with Disabilities