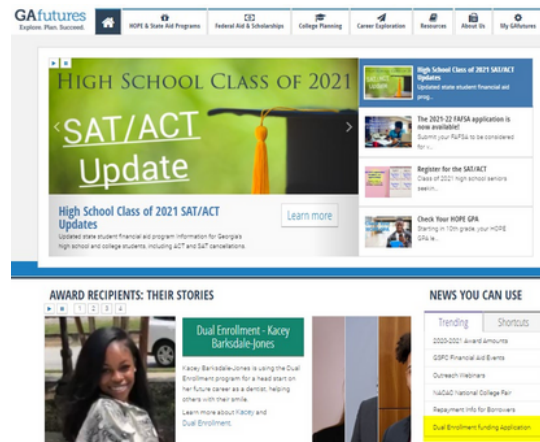
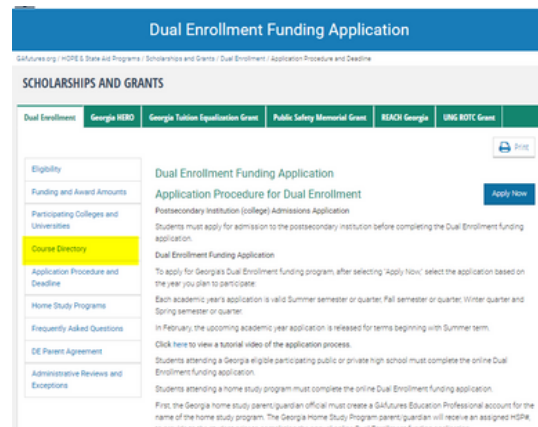


Checking Courses Offered Through Dual Enrollment

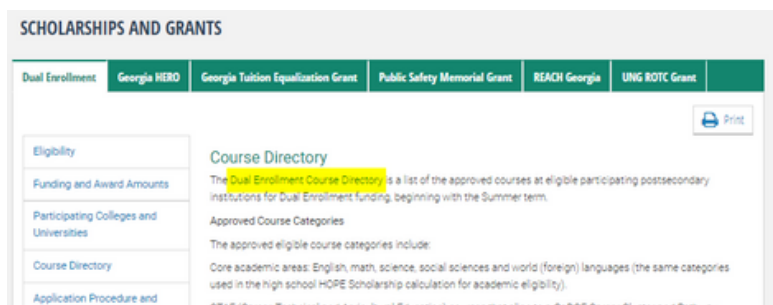
Go to Gafutures.org – Under NEWS YOU CAN USE select “Dual Enrollment Funding Application”



Course Directory can be found from the list on the left.



Once Course Directory is clicked, the next screen will have a link to the electronic course directory. Select the blue Dual Enrollment Course Directory.



Once in the Course Directory, select the college attending for dual enrollment to view the courses offered through dual enrollment.

